



WORLD OBESITY

Ireland

Extended Country Report 2019

Extended Country Profile Graphics



Ireland

POPULATION: 54,688,46
(2015)

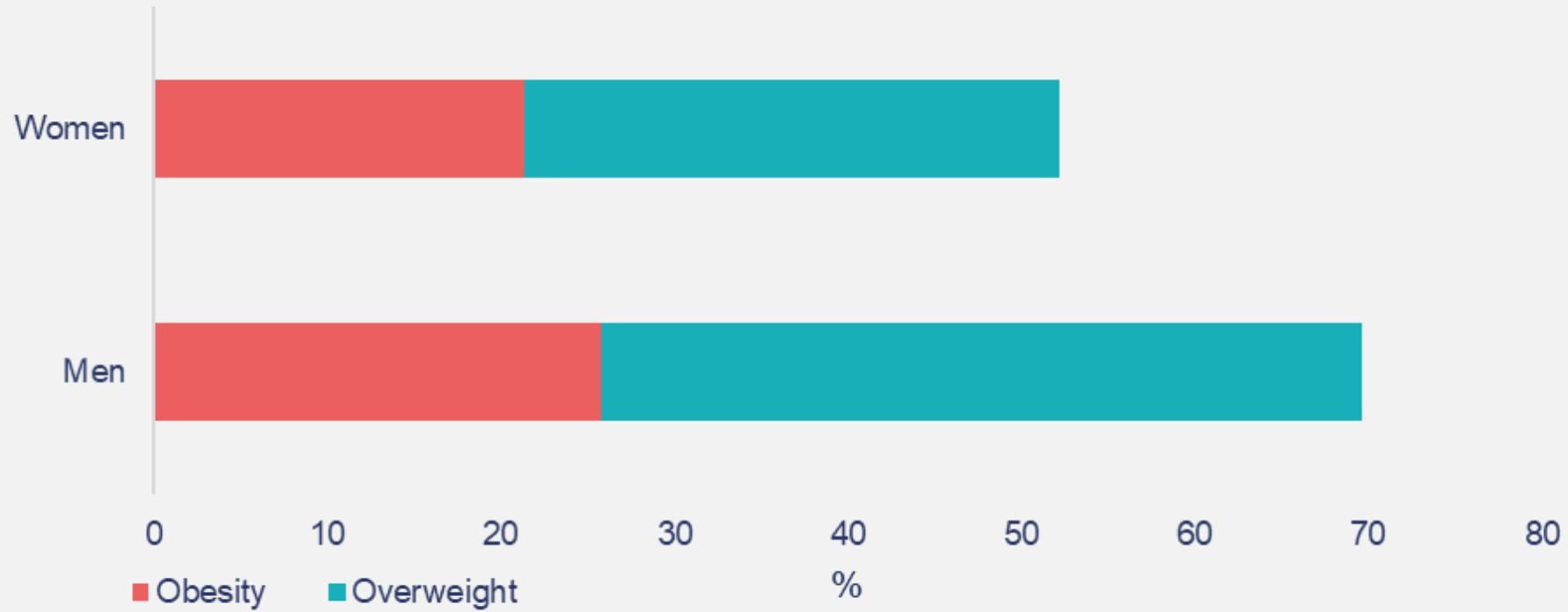
GINI INDEX:
31.8
(2015)

	Pages
• General Overweight & Obesity Prevalence (%).....	3-4
• General Overweight & Obesity Prevalence (%)in Irish.....	5-6
• By Age and Education	7-8
• By Age and Education in Irish.....	9-10
• By Socioeconomic	11-12
• Trends in Children 2001-2013/4.....	13-17
• Drivers	
• Adolescent physical inactivity	18-19
• Adult physical inactivity	20-21
• Sugar, Vegetable, Confectionery, Sweet & Savoury, Fruit & Soft drink sales/consumption	22-26
• Impact	
• Diabetes.....	27
• High Cholesterol.....	28
• Raised Blood pressure.....	29-30
• Obesity related cancers.....	31-39
• Policies & Interventions (online).....	40
• View prevalence data (online)	41
• Sources.....	42



Ireland

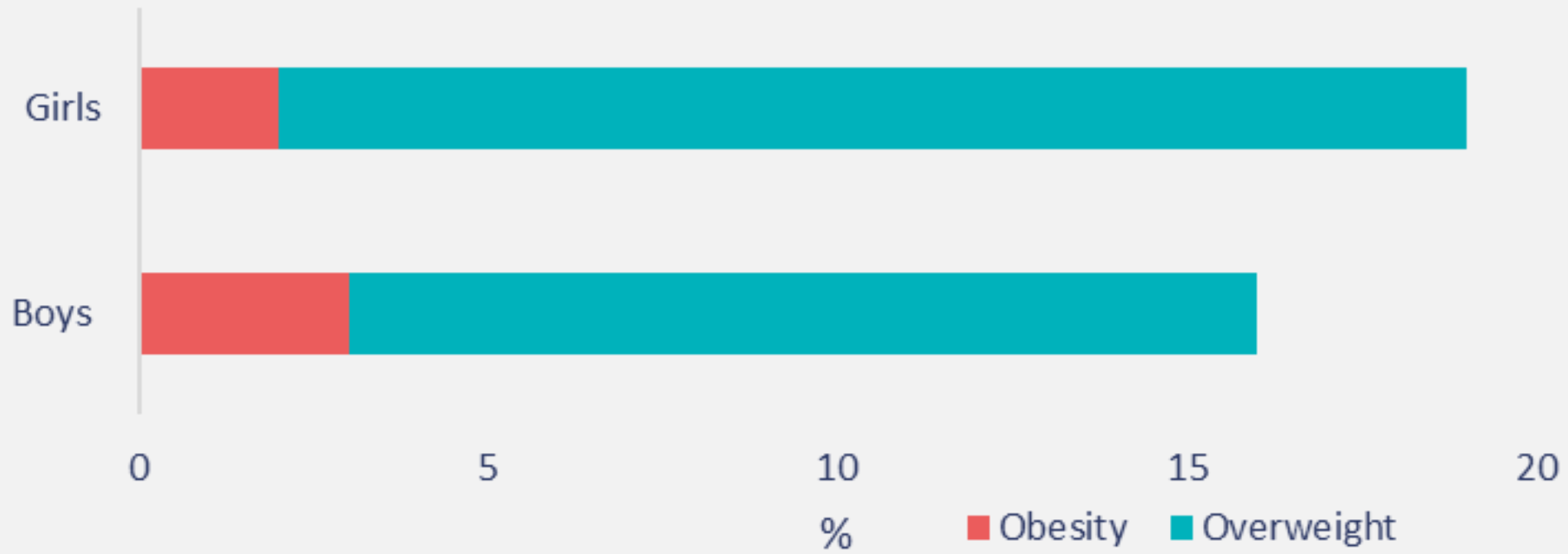
% Overweight & Obesity in Adults in Ireland (2008-10)





Ireland

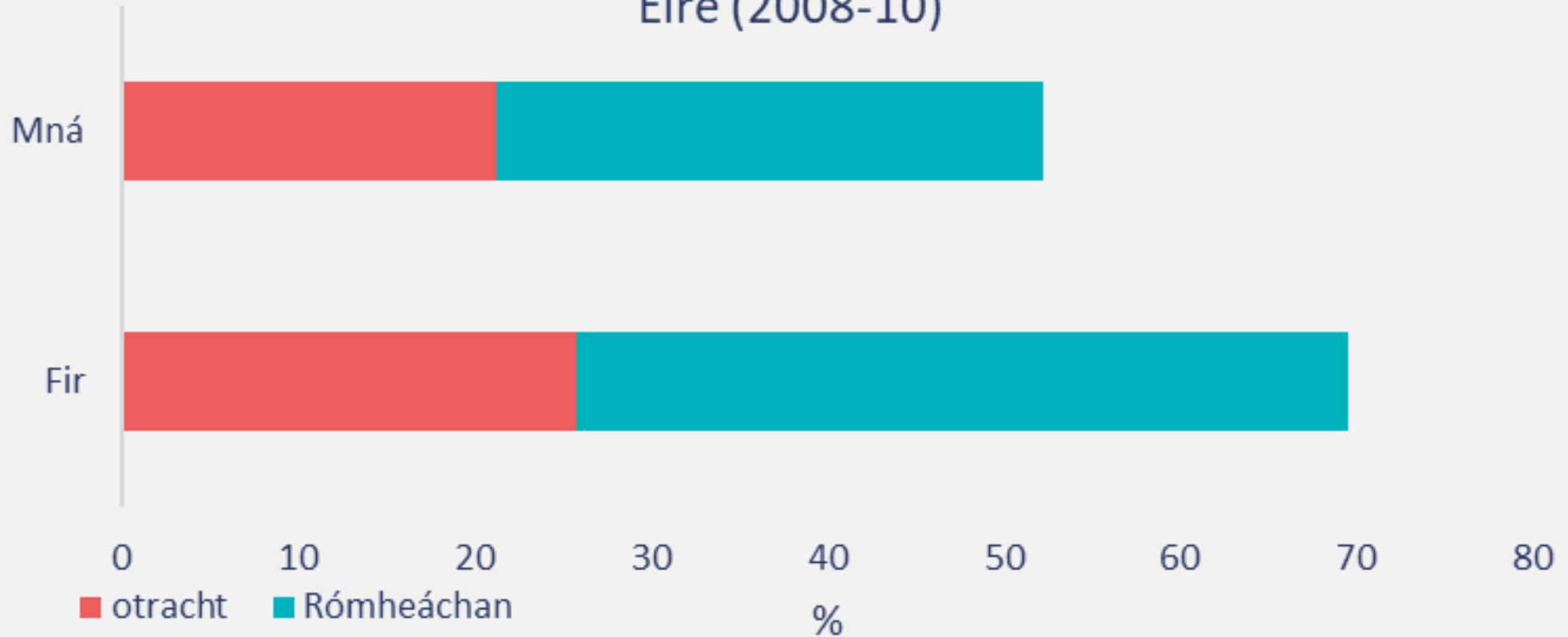
% Overweight/Obesity in children living in Ireland (2010-11)





Ireland

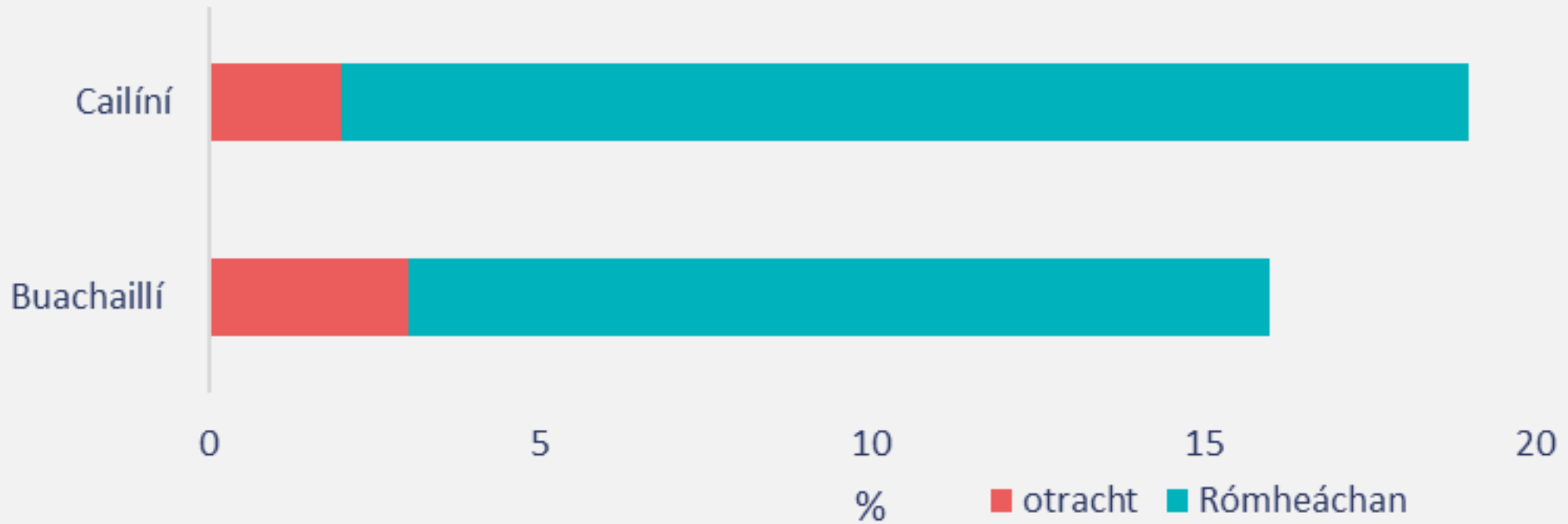
Rómheáchan/otracht (%) i measc daoine fásta atá ina gcónaí i Éire (2008-10)





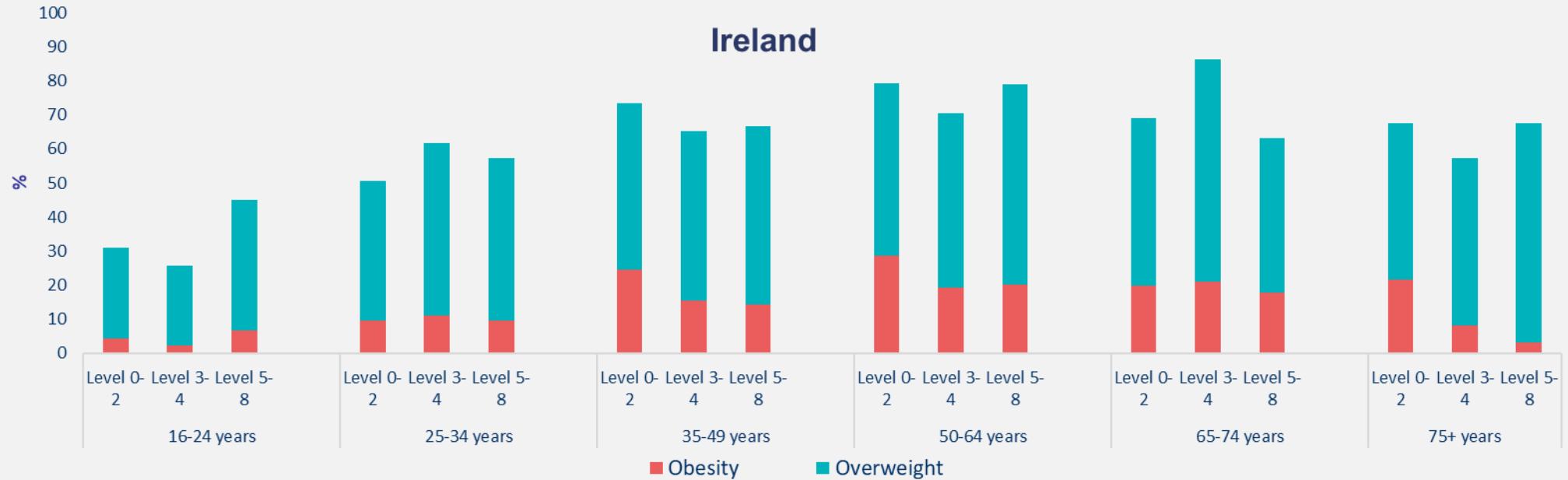
Ireland

Rómheáchan/otracht (%) i measc páistí atá ina gcónaí i Éire (2010-11)





% Overweight/Obesity in males by age and education attainment 2017

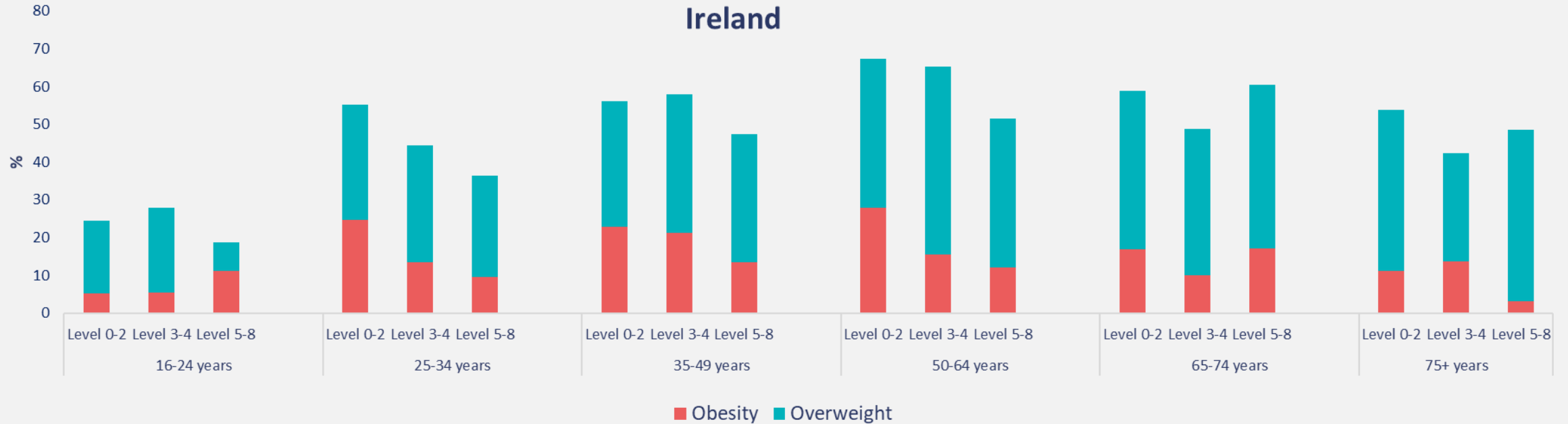


Less than primary, primary and lower secondary education (levels 0-2)
 Upper secondary and post-secondary non-tertiary education (levels 3 and 4)
 Tertiary education (levels 5-8)



% Overweight/Obesity in females by age and education attainment 2017

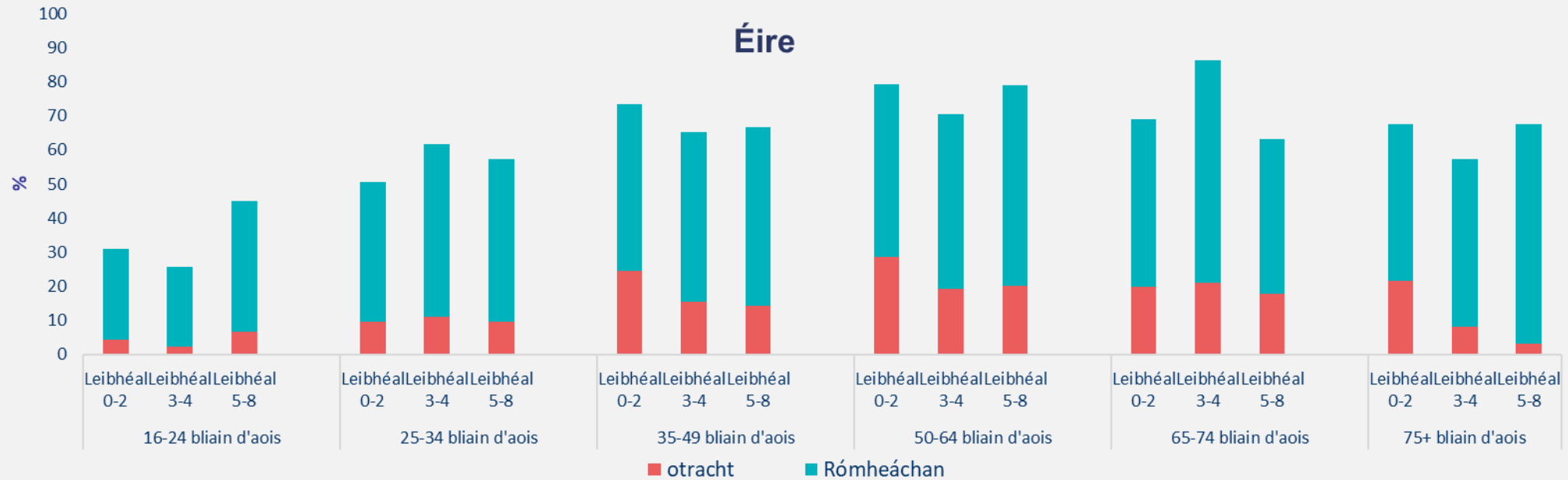
Ireland



Less than primary, primary and lower secondary education (levels 0-2)
 Upper secondary and post-secondary non-tertiary education (levels 3 and 4)
 Tertiary education (levels 5-8)



% Róthrom /Murtall i measc fear de réir aoise agus gnóthachtáil oideachais 2017

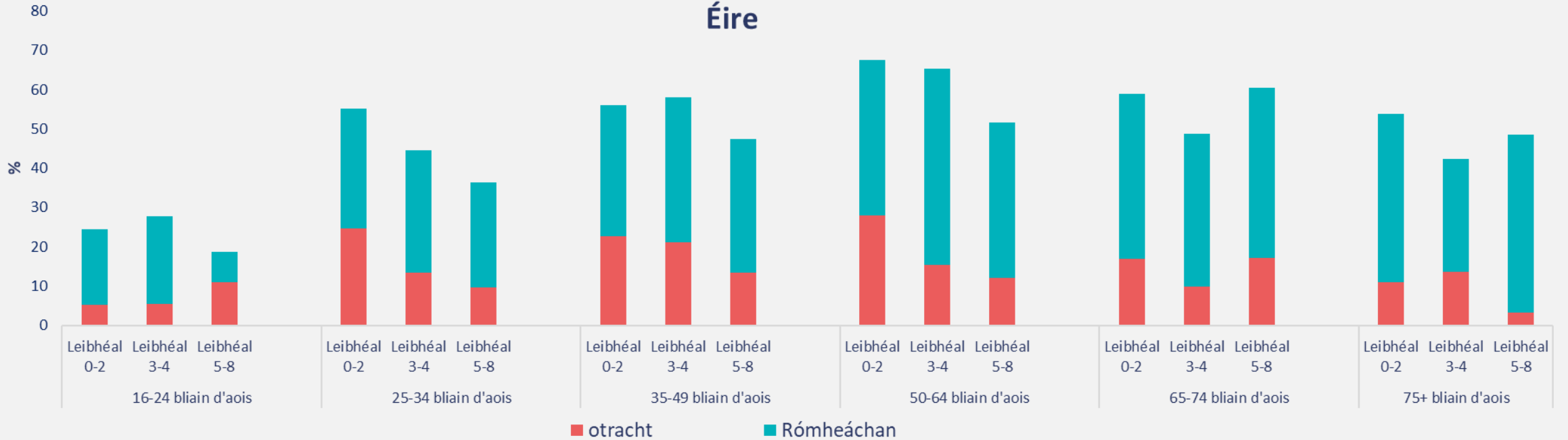


Níos ísle ná bunoidéachas, oideachas bun scoile agus oideachas meánscoile íochtaraí (leibhéal 0-2)
 Oideachas meánscoile uachtaraí agus oideachas meánscoile neamhthreasach (leibhéal 3 agus 4)
 Oideachas treasach (leibhéal 5-8)



% Róthrom/Murtall i measc ban de réir aois agus gnóthachtáil oideachais 2017

Éire



Níos ísle ná bunoidreachas, oideachas bunscoile agus oideachas meánscoile íochtaraí (leibhéal 0-2)
 Oideachas meánscoile uachtaraí agus oideachas meánscoile neamhthreasach (leibhéal 3 agus 4)
 Oideachas treasach (leibhéal 5-8)



Ireland

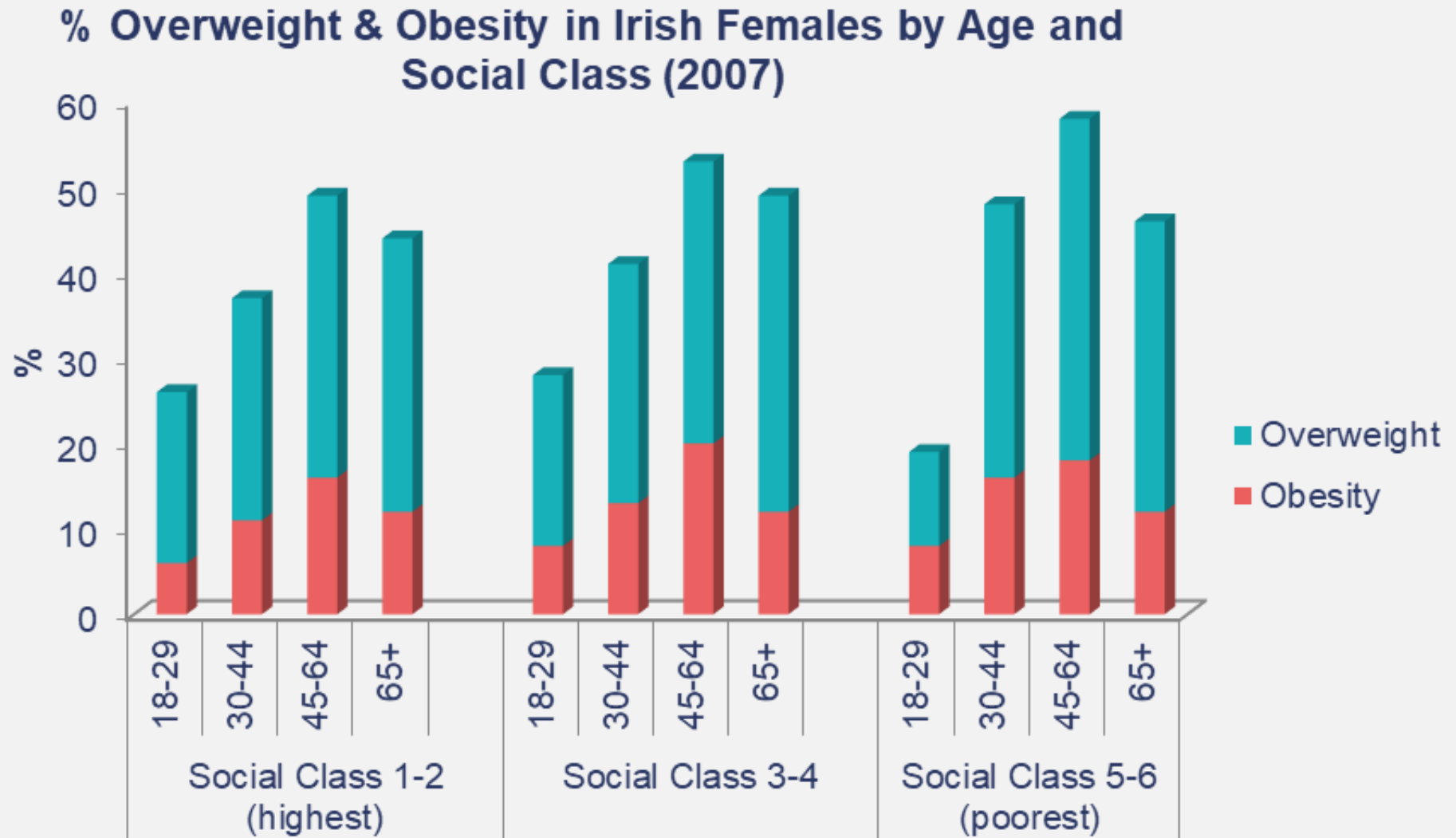
% Overweight and Obesity in Irish Males by Age and Social Class (2007)



N.B. More recent data in adults 50+ available online



Ireland



N.B. More recent data in adults 50+ available online



Changes in Overweight (%) in 13 year old boys between 2001 & 2013/14

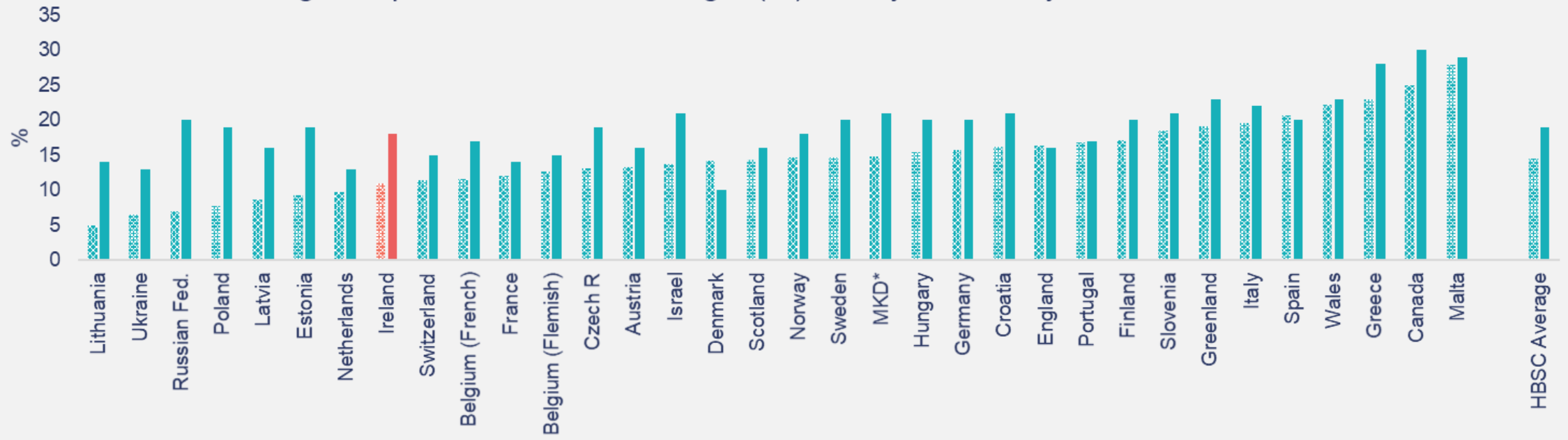


* The Former Yugoslav Republic Macedonia

Based on self report data from the Health Behaviour in School Aged Children (HBSC) Study using IOTF International Cut Off Points



Changes in prevalence of Overweight (%) in 15 year old boys between 2001 & 2013/14



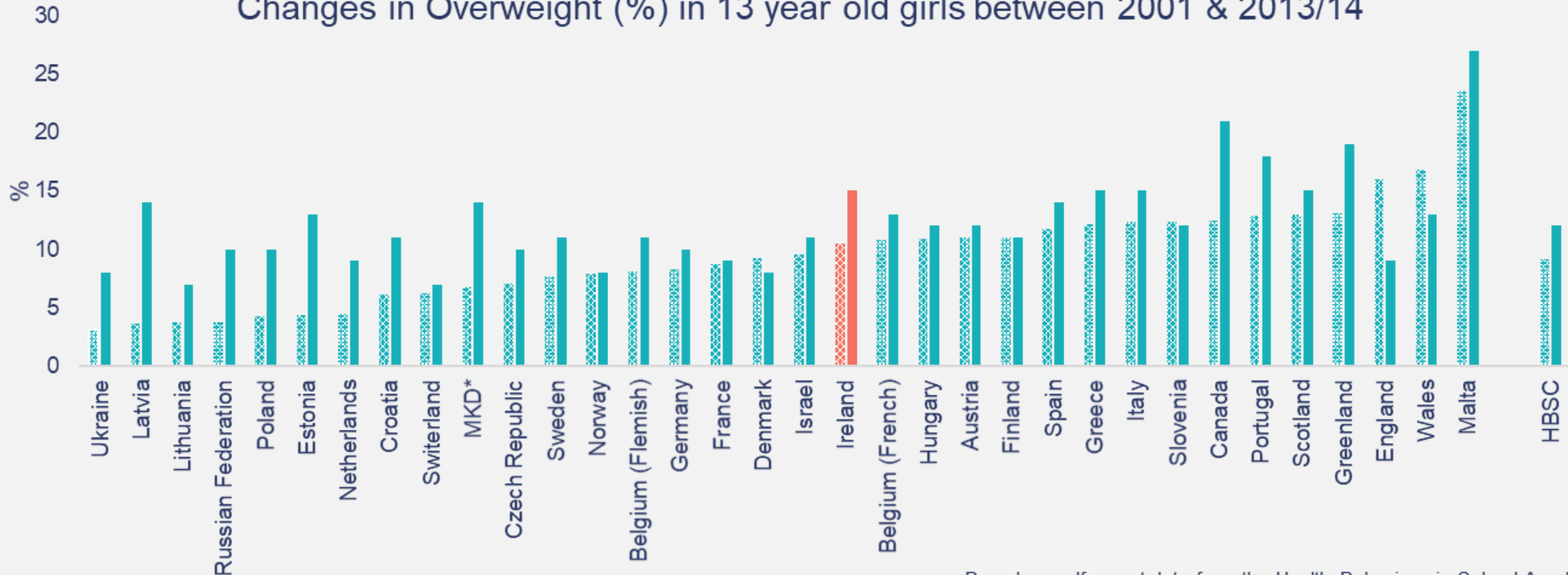
* The Former Yugoslav Republic Macedonia

■ 2001 ■ 2013/14

Based on self report data from the Health Behaviour in School Aged Children (HBSC) Study using IOTF International Cut Off Points



Changes in Overweight (%) in 13 year old girls between 2001 & 2013/14



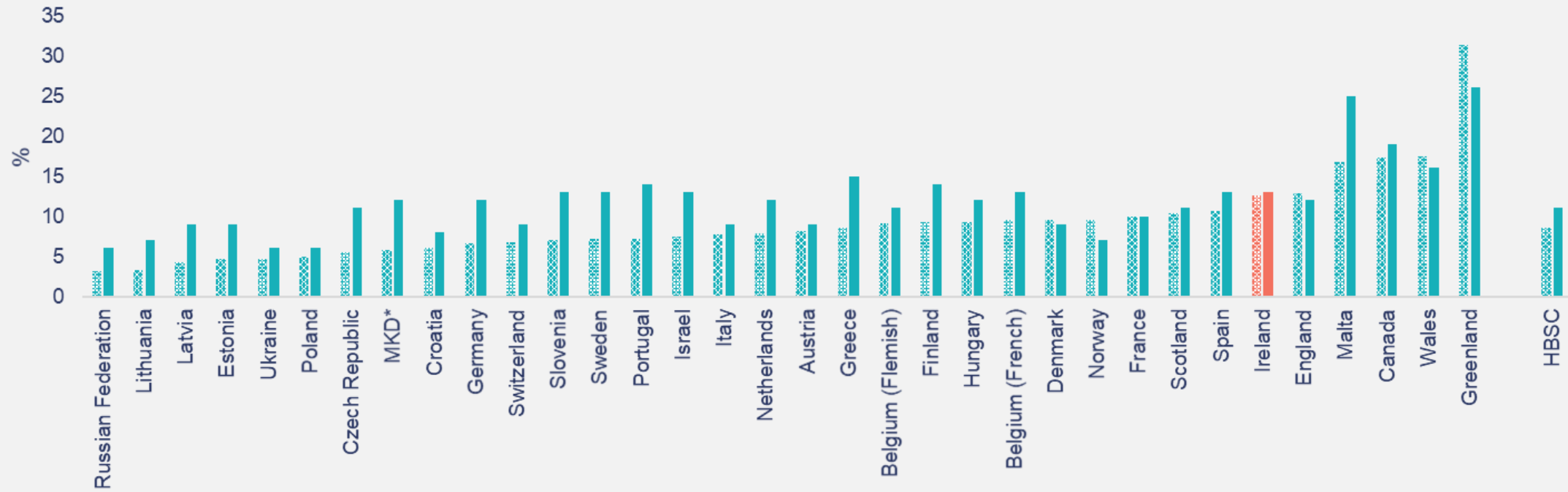
* The Former Yugoslav Republic Macedonia

2001 2013/14

Based on self report data from the Health Behaviour in School Aged Children (HBSC) Study using IOTF International Cut Off Points



Changes in prevalence of Overweight (%) in 15 year old girls between 2001 & 2013/14



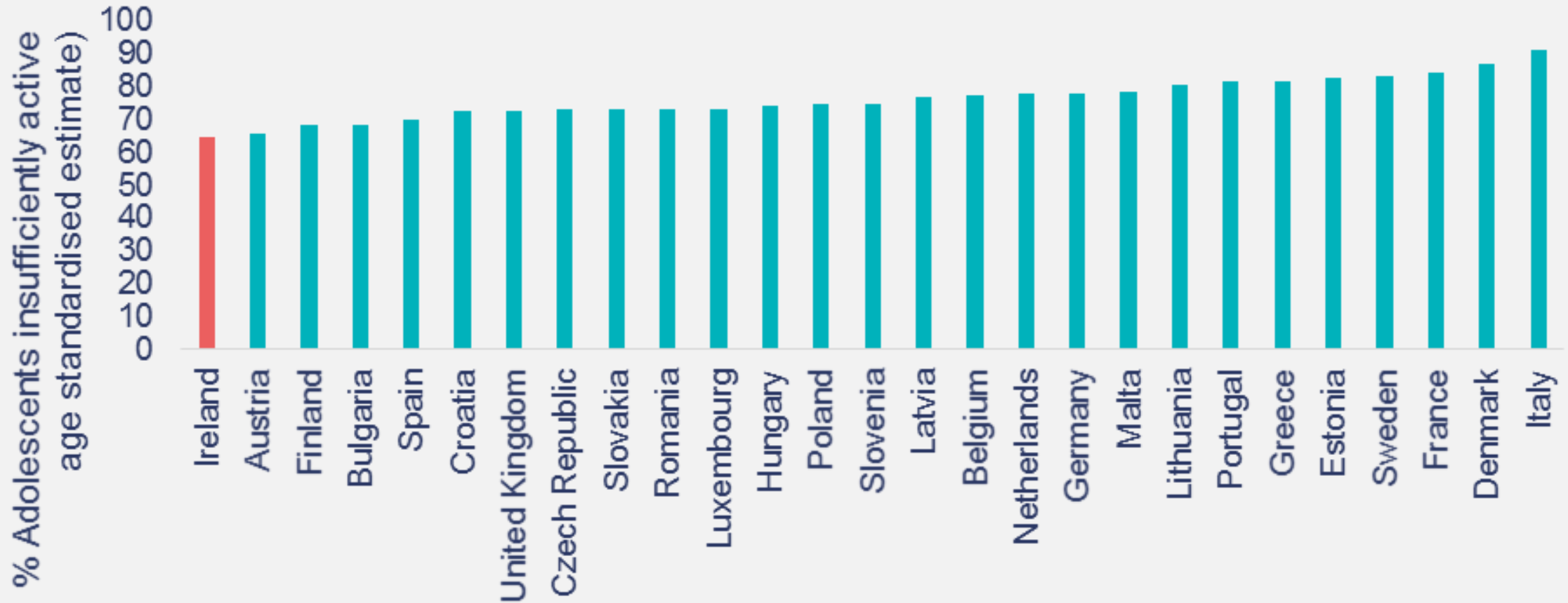
* The Former Yugoslav Republic Macedonia

Based on self report data from the Health Behaviour in School Aged Children (HBSC) Study using IOTF International Cut Off Points



Ireland

% Insufficiently active male adolescents living in EU Member Countries (2010)



No data available in Cyprus



Ireland

% Insufficiently active female adolescents living in EU Member Countries (2010)



No data available in Cyprus



Ireland

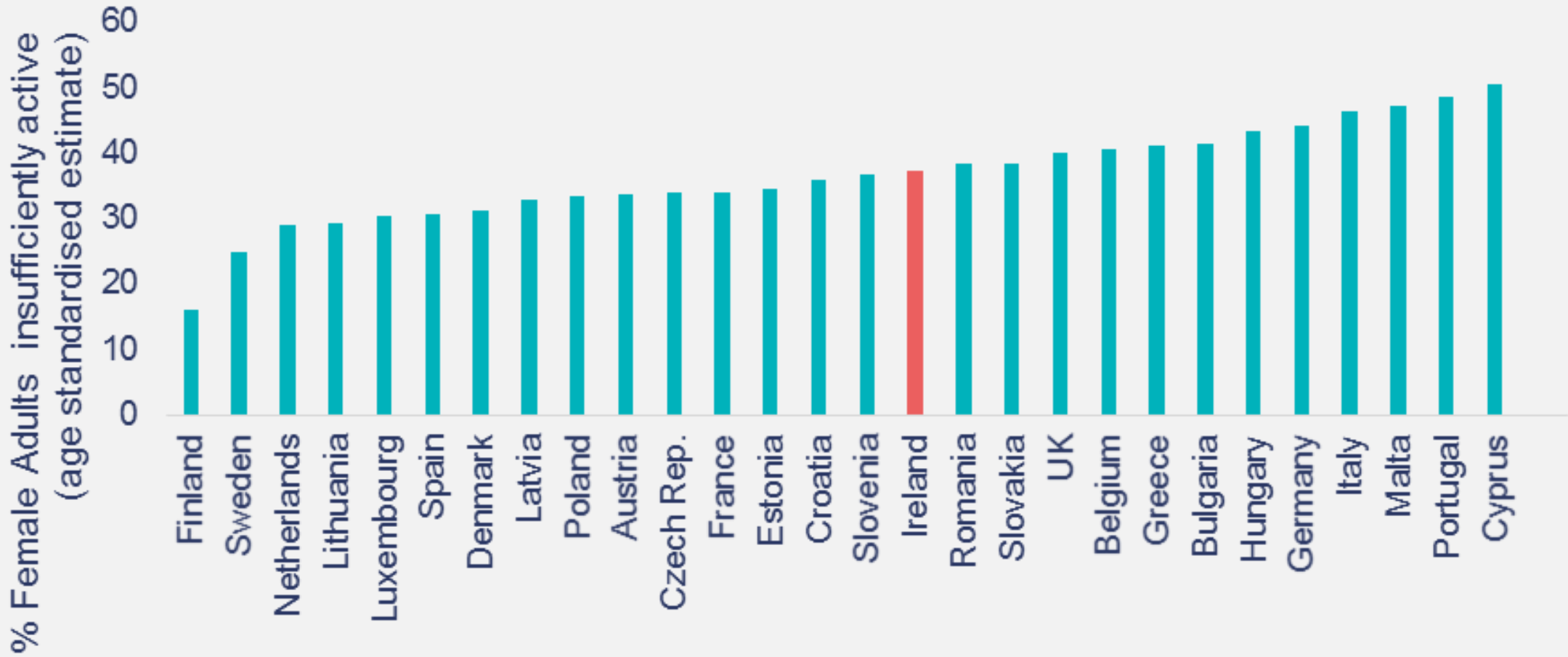
% Insufficiently active male adults living in EU Member Countries (2016)





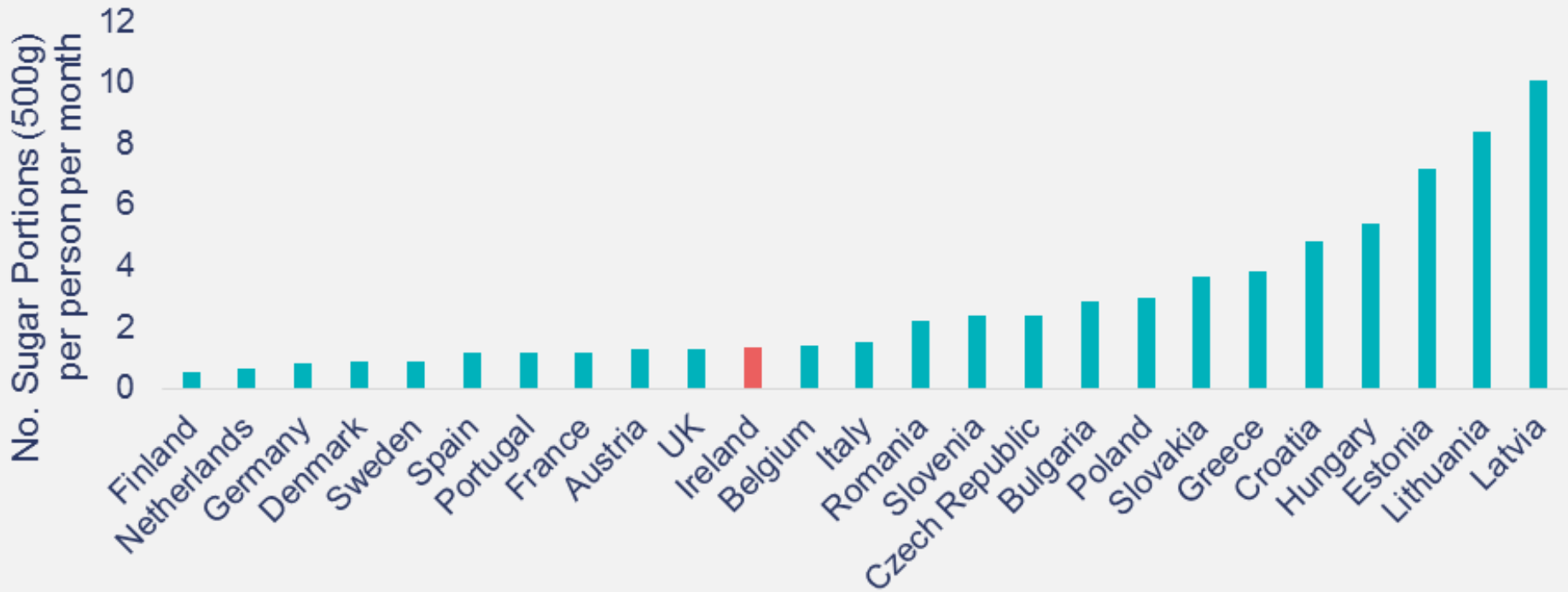
Ireland

% Insufficiently active female adults living in EU Member Countries (2016)





Sugar Consumption/Sales for individuals living in EU Member Countries



No data available in Cyprus, Luxembourg & Malta
Sugar Consumption/Sales for individuals living in EU Member Countries.
Derived from: Euromonitor International, Nutrition 2016 edition



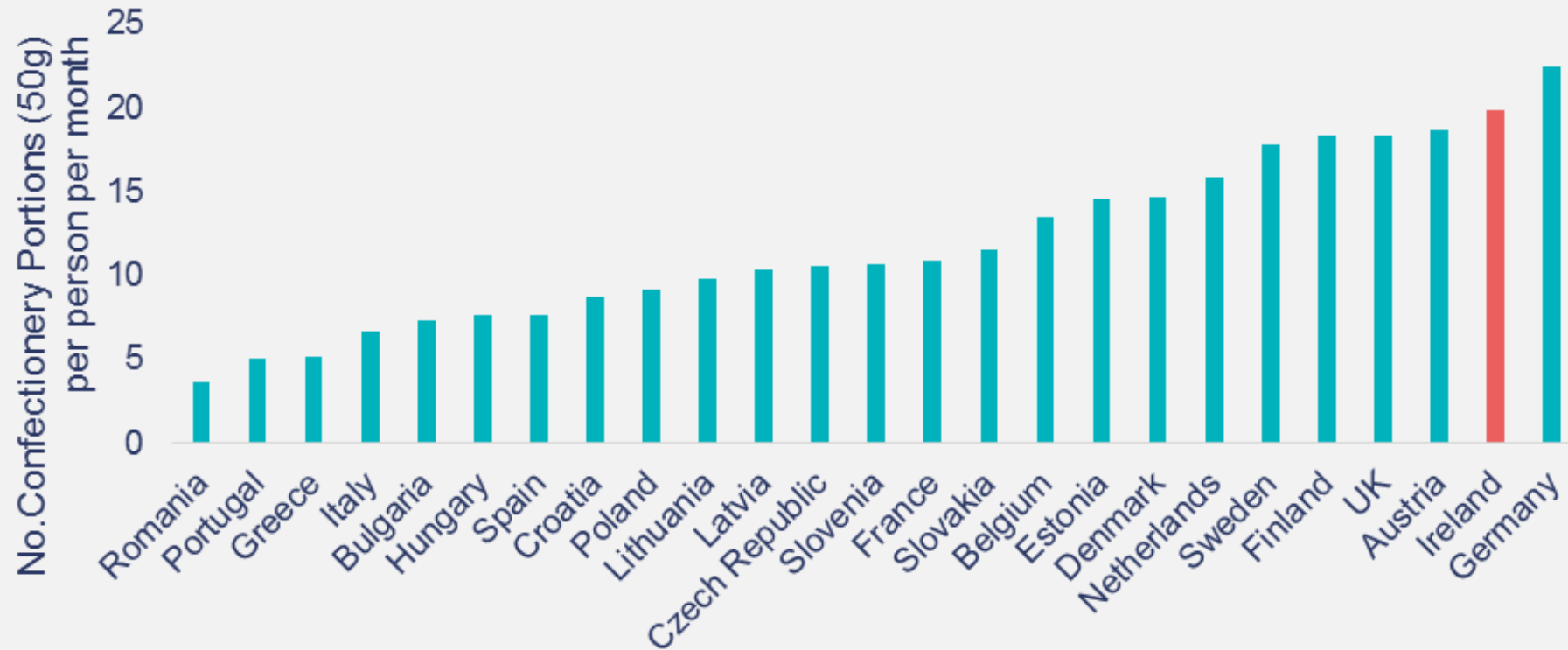
Vegetable Consumption/Sales for individuals living in EU Member Countries



No data available in Cyprus, Luxembourg & Malta
Vegetable Consumption/Sales for individuals living in EU Member Countries
Derived from: Euromonitor International, Fresh Food, 2016 edition



Confectionery Consumption/Sales for individuals living in EU Member Countries

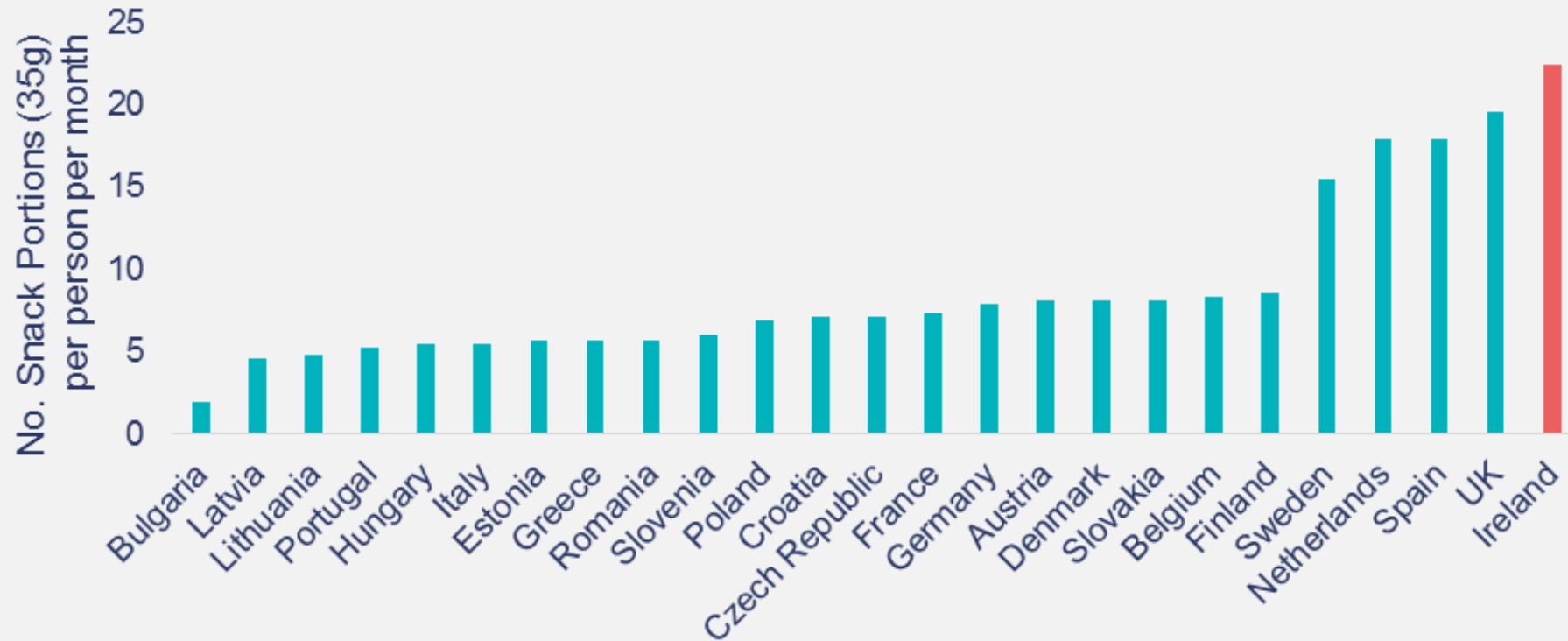


No data available in Cyprus, Luxembourg & Malta
Confectionery Consumption/Sales for individuals living in EU Member Countries
Derived from: Euromonitor International, Packaged Food, 2016 edition



Ireland

Sweet & Savoury Snack Consumption/Sales for individuals living in EU Member Countries



No data available in Cyprus, Luxembourg & Malta

Sweet and Savoury Snacks Consumption/Sales for individuals living in EU Member Countries

Derived from: Euromonitor International, Packaged Food, 2016 edition



Ireland

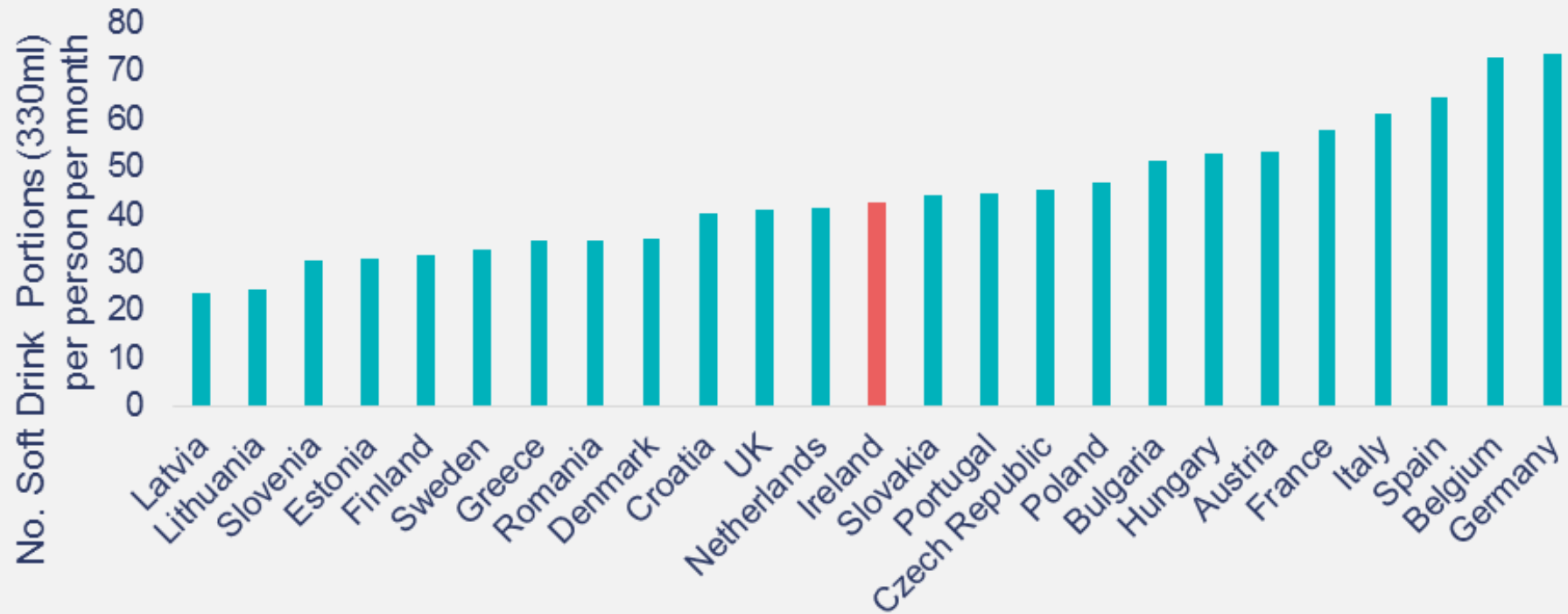
Fruit Consumption/Sales for individuals living in EU Member Countries



No data available in Cyprus, Luxembourg & Malta
Fruit Consumption/Sales for individuals living in EU Member Countries
Derived from: Euromonitor International, Fresh Food, 2016 edition



Soft Drink Consumption/Sales for individuals living in EU Member Countries



No data available in Cyprus, Luxembourg & Malta

Soft Drink Consumption/Sales for individuals living in EU Member Countries

Derived from: Euromonitor International, Soft Drinks, 2016 edition



Ireland

Diabetes age-adjusted comparative prevalence [%] in adults living in EU Member Countries (2017)





Ireland

% Raised total cholesterol in adults living in EU Member Countries





Ireland

% Raised blood pressure in males living in EU Member Countries (2015)





Ireland

% Raised blood pressure in females living in EU Member Countries (2015)





Ireland

Colorectal Cancer incidence in males living in EU Member Countries



*ASR(W) Age Standardised Rate (to World Standard Population) expressed per 100,000



Ireland

Colorectal Cancer incidence in females living in EU Member Countries



*ASR(W) Age Standardised Rate (to World Standard Population) expressed per 100,000



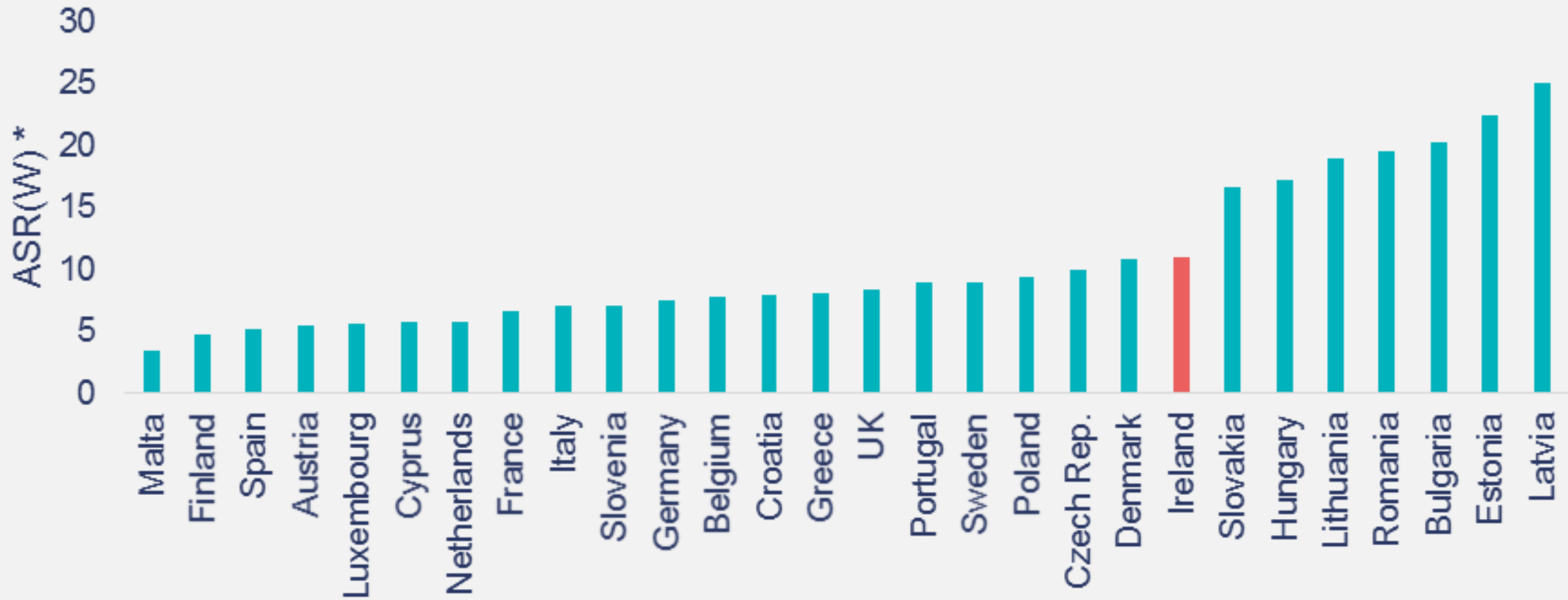
Breast Cancer incidence in females living in EU Member Countries



*ASR(W) Age Standardised Rate (to World Standard Population) expressed per 100,000



Cancer of the Cervix Uteri incidence in females living in EU Member Countries



*ASR(W) Age Standardised Rate (to World Standard Population) expressed per 100,000



Ireland

Pancreatic Cancer incidence in males living in EU Member Countries



*ASR(W) Age Standardised Rate (to World Standard Population) expressed per 100,000



Ireland

Pancreatic Cancer incidence in females living in EU Member Countries

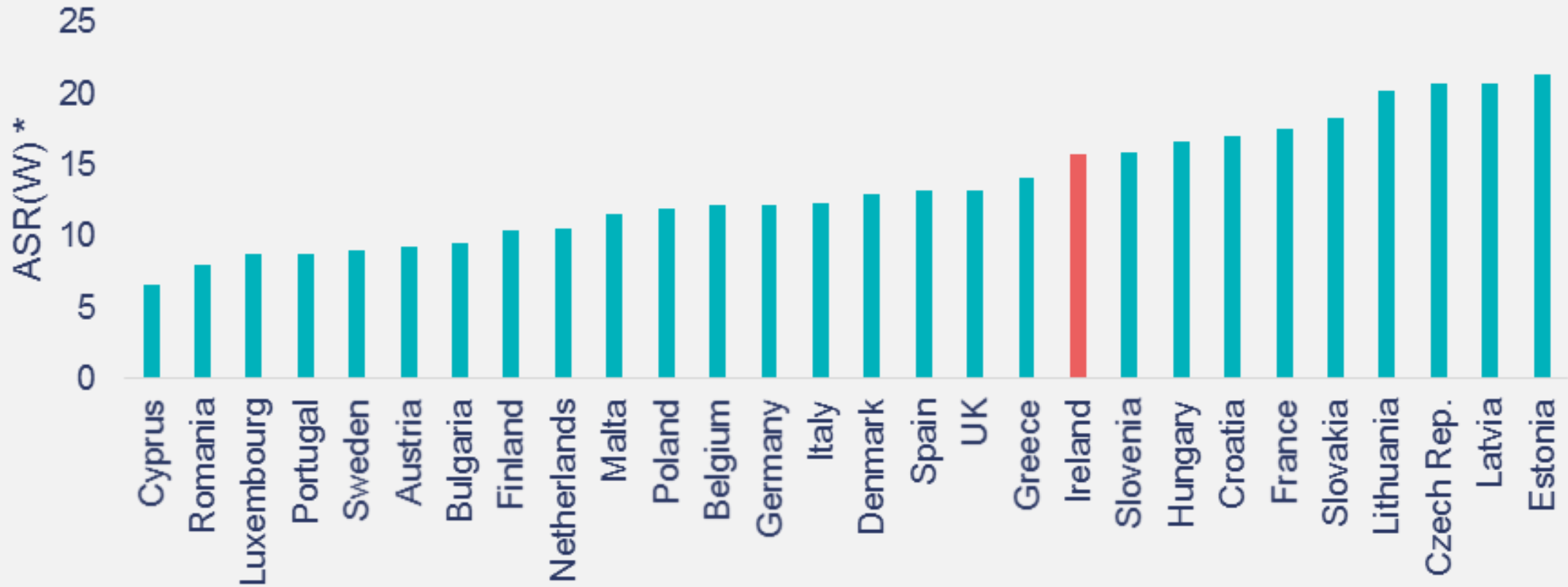


*ASR(W) Age Standardised Rate (to World Standard Population) expressed per 100,000



Ireland

Cancer of the Kidney incidence in males living in EU Member Countries

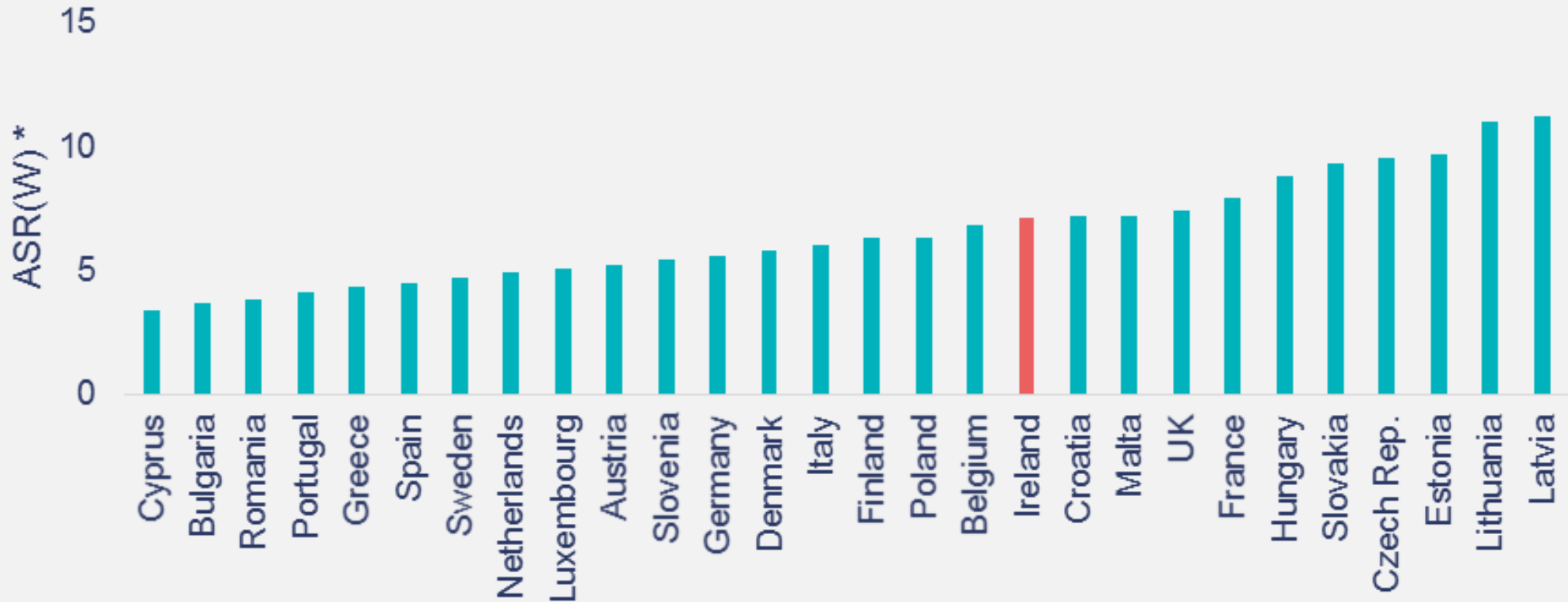


*ASR(W) Age Standardised Rate (to World Standard Population) expressed per 100,000



Ireland

Cancer of the Kidney incidence in females living in EU Member Countries



*ASR(W) Age Standardised Rate (to World Standard Population) expressed per 100,000



Ireland

Cancer of the Oesophagus incidence in males living in EU Member Countries

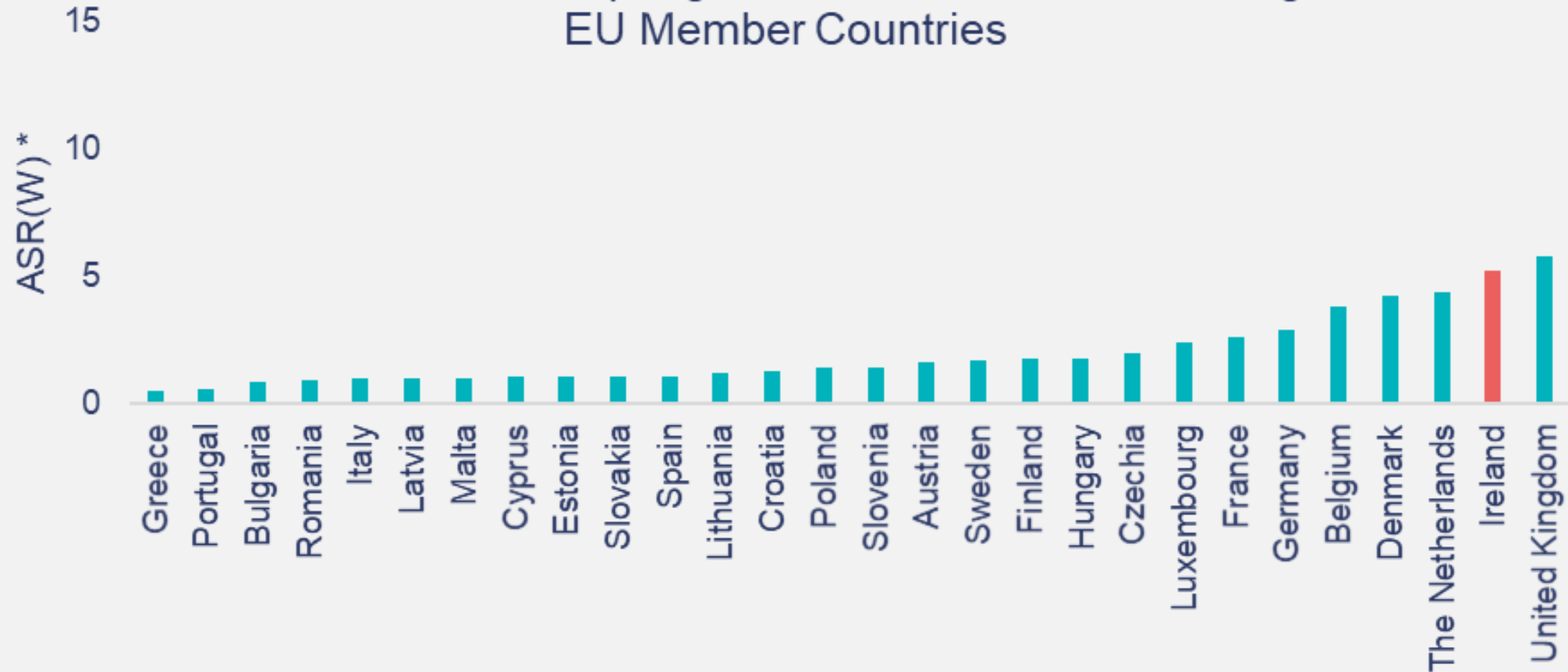


*ASR(W) Age Standardised Rate (to World Standard Population) expressed per 100,000



Ireland

Cancer of the Oesophagus incidence in Females living in EU Member Countries



*ASR(W) Age Standardised Rate (to World Standard Population) expressed per 100,000



Actions Map	Select link below to view (right click to open hyperlink)
Obesity Related Policies or Interventions	Adults
	Child
	Adult & Child



% Overweight & Obesity Maps	(select link below to view)	
Current Prevalence	Men Boys	Women Girls
By Age	Adult	Child
By Region	Adults	Child n/a
By Educational Status	Adult	Child
By Socio-economic group	Adult	Child
Trend NB. To view the time period you are interested in you must choose a time period and click 'Change year' to update the map)	Men Boys	Women Girls

Sources

Overweight & Obesity %	Data sources available at www.worldobesitydata.org
EUROSTAT data	Eurostat Database: http://ec.europa.eu/eurostat
HBSC data	Health Behaviour in School Aged Children (HBSC) http://www.hbsc.org/
Population Estimates	UN Population Estimates, United Nations, http://esa.un.org/unpd/wpp/
Diabetes estimates 2017	Reproduced with kind permission of IDF, International Diabetes Federation. IDF Diabetes Atlas, 8th edition. Brussels, Belgium: International Diabetes Federation, 2017. http://www.diabetesatlas.org
Worldwide GINI Index	Worldwide GINI Index, https://data.worldbank.org/indicator/SI.POV.GINI?locations=AT (last accessed 11th November 2018)
Physical Inactivity estimates in adults	Guthold R, Stevens GA, Riley LM, Bull FC. Worldwide trends in insufficient physical activity from 2001 to 2016: a pooled analysis of 358 population-based surveys with 1.9 million participants. Lancet Global Health. Vol 6 (10) PE1077-E1086, OCTOBER 01, 2018. https://www.thelancet.com/journals/langlo/article/PIIS2214-109X(18)30357-7/fulltext . (This is an Open Access article published under the CC BY 3.0 IGO license which permits unrestricted use, distribution, and reproduction in any medium, WHO does not endorse any specific organisation, products or services.)
Physical Inactivity estimates in children	Global Health Observatory data repository, World Health Organisation, http://apps.who.int/gho/data/node.main.A893?lang=en
Raised Fasting Glucose	Global Health Observatory data repository, World Health Organisation, http://apps.who.int/gho/data/node.main.A869?lang=en
Raised BP	Global Health Observatory data repository, World Health Organisation, http://apps.who.int/gho/data/node.main.A875?lang=en
Raised cholesterol	Global Health Observatory data repository, World Health Organisation, http://apps.who.int/gho/data/node.main.A884?lang=en
Cancer incidence rates	Global Cancer Observatory, Cancer incidence rates http://gco.iarc.fr/ (last accessed 28 th October 2018)
Euromonitor	All consumption/sales information are derived from Euromonitor International, Fresh Food, 2016 Edition.

Ireland



Ireland



This report was produced with the support of an operational grant under the European Commission's Third Health Programme (2014-2020). The European Commission is not responsible for any use that may be made of them.

© World Obesity Federation, London 2019. No reproduction without permission. For permission please contact obesity@worldobesity.org